



## VILLA ELEVATOR

## Comfort make you to enjoy home life

Dedicated inverter system, precise control the running of the elevators, comprehensive approach to improve your experience, pre-torque function, according to the load information provided by the sensor, automatically adjusts the starting torque of the elevator, make the elevator to start more comfortable. Gearless sealed bearings require no lubrication, the complete elimination of oil pollution, but also eliminates the noise when gearbox run, bring you beautiful home environment.

## New appliances, bring you new life

Whether Schumacher villa elevator is installed indoors or outdoors, no need special shaft, no special pit, no dedicated room, even without a lot of civil construction, easy like any home appliances placed in your home, without any space restrictions. Just need extremely low maintenance costs.

# Villa Lift Technology Advantage

## The specialty of traction villa lift

- ◎ without traditional machine room: save construction costs
- ◎ without traditional big depth pit:  $H = 300-700$
- ◎ Traction ratio 1: 1 or 2:1 Villa elevator specially designed structure system
- ◎ VVVF drive technology: computer control panels, smooth and comfortable
- ◎ Motor: Household special elevator hoisting machine
- ◎ Door operator: belt drive, smooth and low noise




## Product range

Independent villas / private mansions / Newhouse / Townhouse / Private accommodation / Private installation duplex Apartments

## Alternative Door Styles, Different Choice

Varies of kinds door open style provided for you, you can choose any one of them as per your needs for your building requirement.



Center-opening



Side-opening



Manually operated door



## Efficient vector elevator inverter

With high-performance current vector control and cosine encoders to achieve the torque compensation function, make the elevator more comfortable; elevator maintenance more simple and convenient; automatic torque boost function can easily cope with various elevator loads.

## Smooth running

With the characteristic of high precision manufacturing inorganic gear operation, closed-loop VVVF drive, start-up and stop smoothly and comfortably.



## Intelligent Control System

Professional designed 32-bit main computer board, using CAN bus serial communication technology, so that it can accurately and reliably to control the operation of the elevator, diagnose any faults that elevator may occur every moment, and make the appropriate security measures and alert.



## Top Grade Door Operator System

Use advanced VVVF door operator system, make sure the door open and close smoothly, reduce noise

## Rope Broken Switch

MRL lift was designed with a rope broken switch is provided to stop lift and protect passengers in case of the suspension rope broken



## Gantry type car frame, more stable equilibrium

Elevator car apply gantry frame structure, which can increase the stability and comfort of the car, but also to ensure the elevator running in a balanced state, reduce system friction and increase service life of elevator components.



## Personalized Optional Highlight You Honorable

### Emergency leveling system

To prevent accidental power cut off, lift apply ARD emergency leveling power, ensures that after a mains power outage, there is still enough power to make the elevator run security to take the passengers to nearest landing.



### IC card intelligent floor selector

In order for the elevator to be you and your family's tools, we can provide IC card elevator intelligent control functions, you can use your access card or special IC card provided by us to use the lift, in addition, the lift will not in response to any other way of layer selection.



### One-touch dialing

When child or elderly parents use home lift, safe ride has become the core issue of our primary consideration, machine roomless villa elevator set the automatic dial-up telephone on control panel. When lifts close or other emergency, click the alarm, the saved emergency number will be automatically appropriated, maximum guarantee the safety of the elderly and children, 2 -3 phone, which are saved in the auto-dial telephone, will automatically dial a call for help in turn, maximum guarantee the safety of the elderly and children.

## Personalized Optional Highlight You Honorable

### Fingerprint intelligent recognition

On the basis of IC card intelligent routing layer, we can also provide a fingerprint identification system to replace the card, you can manipulate the elevator through the fingerprint input, without your authorization, any other way will not be able to use your elevator, really interpretation of the concept of exclusive



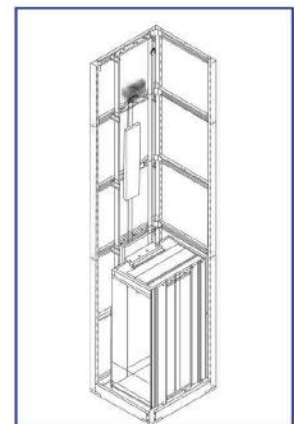
### Remote monitoring

Based on the perfect combination of 3G mobile communications technology and INTERNET network, through data acquisition module in the elevator control cabinet, real-time acquisition operational data of computer board and inverter, wireless remote transmission to the control center, to achieve all time surveillance, if elevator failure, within a few seconds, control center can achieve fault alarm information preservation, fault diagnosis and dispatching maintenance.



### Steelwork Shaft

Using steelwork shaft, users can greatly facilitate civil construction, reduce civil footprint, save construction costs, and provide a platform for user fitting, easy to meet the individual needs of users.





# Warm And Elegant Car Decoration

Fine, Popular And Exquisite Designs



SMK-J001

Ceiling: wood veneer frame, middle clinquant, surrounded downlights  
Car wall: center wood veneer, side mirror stainless steel  
Floor: Marble parquet



SMK-J004

Ceiling: wood veneer frame, middle clinquant, surrounded downlights  
Car wall: side mirror stainless steel, center photo by customer  
Floor: Marble parquet



SMK-J002

Ceiling: Rose gold stainless steel frame + punching plates  
Car wall: three centers rose gold mirror etching, auxiliary plate rose gold hairline plate  
Flooring: Marble parquet



SMK-J005

Ceiling: wood veneer frame, intermediate laser cutting process with marble translucent sheet  
Car wall: three sides center wood finishes styling wrapped around a mirror etching titanium,  
Floor: Marble parquet



SMK-J003

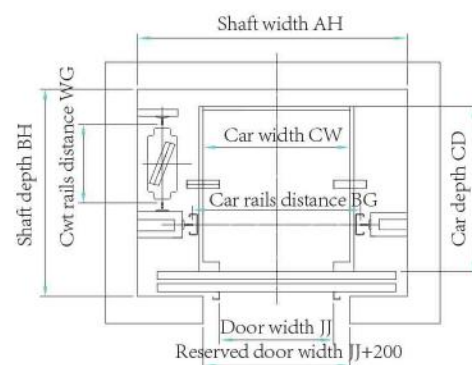
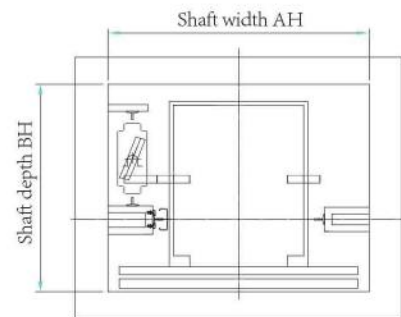
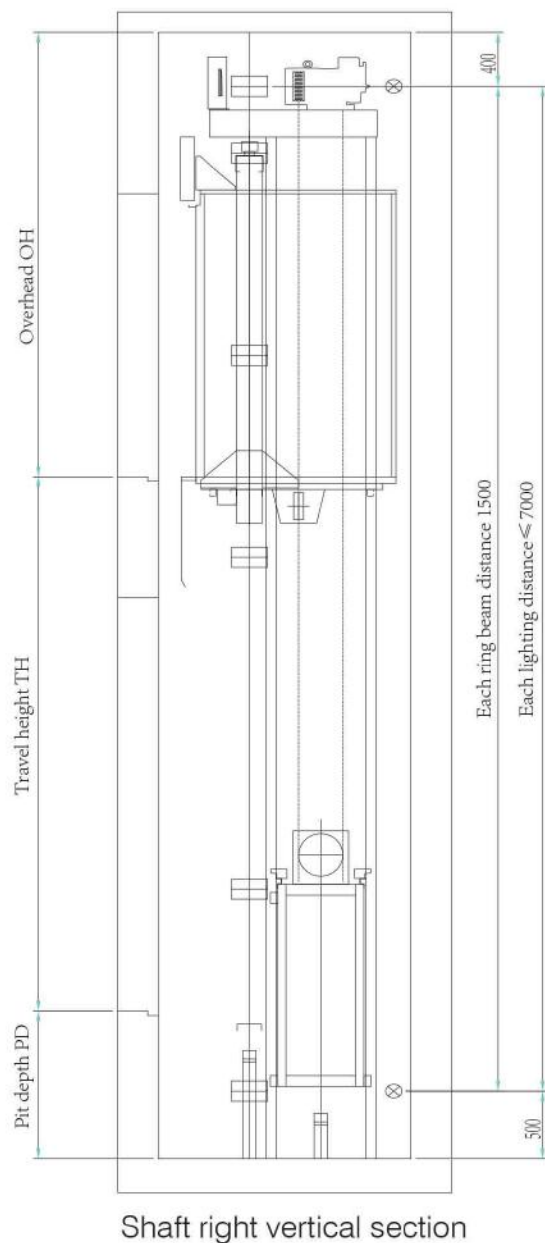
Ceiling: wood veneer shape, center clinquant, lamp lighting  
Car wall: three side center wood veneer, auxiliary plate rose gold mirror plate  
Floor: Marble parquet



SMK-J006

Ceiling: wood finishes modeling, hidden lights, lamp lighting  
Car wall: back side wood finishes with stainless steel bar, both sides intermediate mirror stainless steel, auxiliary plate leather  
Floor: Marble parquet

# Standard Villa Elevator Civil Figure



Standard Villa Elevator Technical Data Sheet

Capacity KG	Speed m/s	Door opening	Car dimension CW*CD*CH (mm)	Door size JJ*HH (mm)	Shaft size			Max. travel height TH (mm)
					shaft width*shaft depth AH*BH (mm)	overhead OH (mm)	pit depth PD (mm)	
250	0.4	Center opening	900*1100*2200	700*2000	1650*1450	3300	800	12
320	0.4	Center opening	900*1200*2200	700*2000	1650*1500	3300	800	12
400	0.4	Center opening	1000*1250*2200	700*2000	1700*1550	3300	800	12

Note: The drawings and specifications shown on sample are only for your reference, any order please confirm with Schumacher company.

# Human-machine Interface



**SMK-C101**  
hairline(standard)



**SMK-W106**  
Hairline thin  
wall-mounted (standard)  
(optional mirror, titanium)



**SMK-C102**  
mirror(optional)



**SMK-W104-16**  
Mirror wall-mounted  
(optional)



**SMK-W103-16**  
Mirror embedded  
(optional)

The pictures are plotted by computer and are likely somewhat different from the actual products.

# Human-machine Interface



**SMK-C103**  
Integrated



**SMK-YJ06 (Standard)**

7" Colorful LCD

Display size : 155x87

Maximum dimensions : 188x113x27.7



**SMK-YJ08 (Matching)**

10" Colorful LCD

Display size : 197.5x148.5

Maximum dimensions : 250.3x193.6x32



**SMK-W102-16**

Hairline



**SMK-W108**

Titanium



**SMK-W107**



**SMK-D105**



**SMK-H105**

## Remark

1. Standard material is stainless steel hairline
2. Optional material is mirror stainless steel or titanium stainless steel
3. Optional base plate is circular or elliptical



## Decorative Of Elevator Car (Option)

### Landing door (option)



**SMK-TM001**

steel coated ( other landing door standard )



**SMK-T002**

hairline stainless steel(1st landing door standard)



**SMK-TM003**

mirror, etching, hairline ( optional )




**SMK-TM003-16**

mirror, etching, hairline ( optional )

More elevator decoration, please refer to schumacher's elevator decoration manual.

## Ceiling (Option)




SMK-D002

Mirror stainless steel frame, the middle of the line image translucent panels



SMK-D003-16

Titanium or stainless steel frame mirror plus lamp, translucent panels



SMK-D004-16

Mirror stainless steel frame plus lamp, organic pillar



SMK-D005

Central image vault, flanked by soft lighting design complemented by a stainless steel plate



SMK-D001

Mirror stainless steel frame, square downlights, intermediate translucent panels




SMK-D008


Two parallel white organic light-transmissive plate, plus intermediate downlights soft lighting design

# Decorative Of Elevator Car (Option)

## PVC Floor




SMK-01-16  
(Standard)



SMK-02-16  
(Standard)



SMK-03-16  
(Standard)



SMK-04-16  
(Standard)



SMK-05-16  
(Standard)



SMK-06-16  
(Standard)



SMK-07-16  
(Optional)



SMK-08-16  
(Optional)




SMK-09-16  
(Optional)

## Plate spray card




SMK-S010  
Cream-colored



SMK-S020  
Light gray



SMK-S030  
Aurora Silver



SMK-S040  
Apple green



## Handrail (option)



HL-301F Short grain matt stainless steel



HL-301TF Titanium matt short-grain single tube



HL-303J Mirror stainless steel tube triple combination



HL-303TJ Titanium stainless steel tube triple combination



HL-308 Stainless steel tube mirror, titanium composition



HL-309TM Wood in combination with titanium



HL-303TJ Titanium stainless steel tube triple combination



HL-310TM Roundwood



HL-313F Stainless steel short grain, circular head



HL-313TF Stainless steel titanium short-grain, circular head