



LIFT WITH CONFIDENCE.

Schumacher Elevator (Zhangjiagang) Inc.

72 & 74 Oceanside St. Belair 2 Brgy. Don Jose
City of Santa Rosa, Laguna, 4026 Philippines

✉ : info@sch-elevator.com.ph

🌐 : www.sch-elevator.com.ph

☎ : +639190732338 / (049) 530-08-27

SCHUMACHER
ELEVATOR (ZHANGJIAGANG) INC.



WHO WE ARE

Schumacher Elevator Zhangjiagang Inc., founded on May 18, 2017 provides reliable, quality moving elevators, escalators and walkways designed and adapted for urban life in the Philippines. Schumacher Elevator (Zhangjiagang) Inc., continually provides quality and innovative products to create safer, more comfortable and more convenient passenger experience with modern and convenient features. Schumacher Elevator is committed not only to product reliability and quality, but also to provide pre-sales and after-sales services.

MISSION:

A 21st Century elevator manufacturing company providing a superior quality products and services, aiming to become customers number 1 choice in terms of elevator machinery and striving for excellence in the services to the communities, the nation and the country.

VISION:

The company is committed to provide a top-notch customer experience by delivering quality products, securing the safety of the machinery, and giving excellent services in terms of installation, repair and maintenance at a competitive price.

CORE VALUES:

Safety
Courage
Honesty and Integrity

Enterprising Spirit
Leadership
Excellent Service
Virtue
Accountability
Teamwork
Openess
Respect

SERVICES:

We are responsible for providing quality and innovative products that create a safer, and more comfortable environment for passengers with high quality and modern standards.

INSTALLATION:

Our highly trained installation team guarantees the use of Schumacher Elevator Zhangjiagang Inc. high standards, methods and tools to achieve superior quality and efficiency of our products and delivered timely

SAFETY AND QUALITY:

Our quality control department carefully checks the equipment at every stage of installation, as well as before commissioning, to ensure that it meets Schumacher's high standards. Schumacher elevators and escalators are designed for safe and comfortable mobility as well as innovation in quality comfort in both hardware and software.

MAINTENANCE:

Our service team of experienced and qualified engineers that provides reliable service backed by our service centers equipped with readily available spare parts. And answering customer calls as soon as possible, Schumacher ensures that the downtime of its elevators is kept to a minimum.

TRAINING AND ENGINEERING SUPPORT:

Our in-house training programs, delivered locally, include refresher courses and advanced technical courses to educate and upgrade engineers in the quality assurance, installation and maintenance of our elevators and escalators. With Schumacher's global reputation as a trusted brand for technology and quality, we are committed to providing our customers with safety, comfort and peace of mind.

PRODUCTS:

Commercial Passenger Elevator: Schumacher commercial passenger elevator is a modern intelligent elevator that integrates human intelligence through science. Widely used in office buildings, hotels, business centers, hospitals and other crowded places.

MACHINE ROOMLESS ELEVATOR:

With the intent to reduce building expense and save construction cost, machine room less elevator conceptualizes environmental protection, energy-saving, minimize building area and improved the degree of freedom in design to reflect the green spirit of humanity. The elevator only needs one independent space, without another room, with the same load weight level than conventional elevators. This saves construction cost by 10%.



HOSPITAL ELEVATOR:

Schumacher hospital elevator creates a harmonious unity to the hospital environments by its unique design idea. It brings about a bright and clean space. It furnishes the passengers with a cosy atmosphere, the patients will be more confident about their recovery by using such kind of the beautiful lift. It is centralized multi-elevator control system using the best method to calculate the elevator at all times to respond to call signal which the most rapid economic and reasonable, with the fastest speed, maximum efficiency for the patient to provide decentralized dispatching.

Schumacher hospital elevator efforts to create equality for all barrier-free space, the needs of people with disabilities into the elevator design, in addition to Braille engraving on the button, the button inside the car to cross loading tables means height above the car at the end of about one meter to succeed people with disabilities is very easy to use, while not affecting the ordinary passengers.

- o High efficiency and safety
- o Comfort travel
- o Cost reduction
- o Energy saving and environment-friendly
- o Light curtain protection
- o Remote fault diagnosis
- o RIDS system advantage
- o The diagnosis module
- o Long distance monitor function
- o Energy feedback




VILLA ELEVATOR:

Comfort make your to enjoy home life - dedicated inverter system, precise control of the running of the elevators, comprehensive approach to improve the experience, pre-torque function, according to the load information provided by the sensor, automatically adjust the starting torque of the elevator, make the elevator to start more comfortable. Gearless sealed bearings require no lubrication, the complete elimination of oil pollution, but also eliminates the noise when gearbox runs, brings beautiful home environment.

New appliances, bring you a new life - Whether Schumacher villa elevator is installed indoors or outdoors, no need for special shaft, no special pit, no dedicated room, even without a lot of civil construction, easy like any home appliances placed in your home, with any space restrictions. Just need extremely low maintenance costs.

The specialty of traction villa lift - Without traditional machine room: save construction costs without traditional big depth pit: $H = 300-700$ Traction ratio 1:1 or 2:1. Villa elevator specially designed structure system VVVF drive technology: computer control panels, smooth and comfortable Motor: Household special elevator hoisting machine Door operator, belt drive, smooth and low noise.



FREIGHT AND VEHICLE ELEVATOR:



Schumacher serial freight elevators apply micro - Computer control technology, it uses high intensity cars that have been designed and manufactured by section materials. It can transport the freight under extreme conditions, it also conform to the European standard and the Chinese standard for manufacturing, installation and safety. This elevator is ideal choice for factory, warehouse, shopping centers, and housing property management center, etc., the durable and reliable properties, high structural strength, easy to operate and large door opening brings the high cost performance and safety.



Schumacher Machine Room - Less freight elevator have energy-saving and loss-reduce quality. It has the capability to save the building area, increases design freedom and environmental friendly compare with same load level freight elevator. It saves 25% of the electric energy and 10% of the building.



Schumacher car elevator - Take years of car elevator manufacturing technology from Schumacher USA, using highly sophisticated VVVF technology to precise control speed, avoid the noise and car jitter caused by traction system load increased because uneven stress of car, minimize optimization feature of this series product.


DUMBWAITER ELEVATOR:

A small freight elevator of lift intended to carry objects rather than people. Using industrial computer (PLC) or computer control this elevator is safe, stable and reliable with easy to operate car and landing doors. This novel structure is made of high quality stainless steel plate with digital floor display. This is widely use in hotels, restaurants, apartments or house.



BED ELEVATOR:

Care for the health and safety of you and others, Schumacher together with you to achieve social responsibility. For the building design of elevator in case of emergency rescue, rescue use convenient. Elevator adopts special space design, suitable for placing a stretcher and beds, especially for the 120 and other rescue work. For the relief of the elevator to tailor the special function and high reliability of special master control system, emergency use, can quickly form a barrier free relief channel, between the free flows of each floor, the successful completion of the rescue work. Applicable to residential buildings, schools, office buildings, commercial buildings, hotels, shopping malls, entertainment and other public places.



PANORAMIC ELEVATOR:

Construct novel and unique, beautiful appearance, superior quality and refined, the new comfortable Schumacher magnificent sightseeing elevator, allowing you to enjoy the modern architecture of extraordinary charm and luxurious, the VVVF inverter-driven energy-saving configuration, carrying a silent corporate social responsibility to calm and comfortable ride experience, a unique fashion look and style of human interface settings, the full interpretation of the elevator for Schumacher insights into urban life.

Application of high-performance current vector control and cosine encoders will achieve the torque compensation function making the elevator hoisting machine self-learning. The elevator maintenance becomes simple and convenient. The automatic torque boost function can easily cope with various elevator loads.



ESCALATOR:

Schumacher escalator series are designed and manufactured with high-quality materials applied through advanced domestic and overseas technology. The escalators have the consummate structure, elaborate stairway design, delicate belts and attractive outline. They are widely applicable for large passenger flow areas such as shopping centers, supermarkets, subways, airports etc. which adds a charming view for larger buildings.



PASSENGER CONVEYORS:

Schumacher passenger conveyors elevate the shopping experience to a more comfortable and convenient activity. It not only answers the conveying problem of large passenger flow but also offers advantage for long-distance walk, carrying luggage, baby and shopping cars and most especially vehicles used by the persons with difficulties etc. It greatly improves the shopper and customers shopping and outing experience.

CAR DECORATION DESIGN:



SMK-G001

Cover: steel coating
Tourism wall: Laminated glass
Decorative top: multilayer reflectors lighting design complemented by four weeks waist translucent hole and organic lamp post, the soft light rich three-dimensional sense of depth
Car Wall: Laminated glass
Handrail: Stainless steel tube
Floor: PVC Floor



SMK-G002

Cover: Steel plate spraying decorative lights
Tourism wall: Laminated glass
Decorative top: on the mirror surface stainless steel plate combined with the car wall down light golden shine, the middle part is arch white translucent panels soft illumination
Car Wall: Hairline stainless steel plate
Handrail: Stainless steel tube
Floor: PVC Floor



SMK-G003

Cover: Acrylic semicircular crown and plate coating and stainless steel panels and decorative lights
Tourism wall: three laminated glass
Decorative top: white ceiling light plus downlights
Car Wall: Hairline stainless steel plate
Handrail: Stainless steel tube
Floor: PVC Floor



SMK-G004

Cover: steel coating
Tourism wall: Laminated glass
Decorative top: multilayer reflectors lighting design complemented by four sides waist translucent hole and organic lamp post
Car Wall: Laminated glass
Handrail: Stainless steel tube
Floor: PVC Floor



SMK-G005

Cover: Steel plate spraying decorative lights
Tourism wall: Laminated glass
Decorative top: on the mirror surface stainless steel plate combined with the car wall down light golden shine, the middle part is arch white translucent panels of soft illumination
Car Wall: Hairline stainless steel plate
Handrail: Stainless steel tube
Floor: PVC Floor



SMK-G006

Cover: Acrylic semicircular crown and plate coating and stainless steel panels and decorative lights
Tourism wall: three laminated glass
Decorative top: white ceiling light plus downlights
Car Wall: Hairline stainless steel plate
Handrail: Stainless steel tube
Floor: PVC Floor



Schumacher moving walkways brings a new way for people to shop and travel which enhance the travel and shopping experience of people.



In highly populated cities, moving walkways adds safety and convenience for users when shopping and travelling with a baggage cart, strollers, shopping cart, and disabled vehicles in tall and large buildings. It is conveniently fast and provides comfort, thereby becoming the go-to solution or supermarkets, airports, exhibition centers and transport interchanges.

CAR DECORATION:



HL-809-1
Car ceiling:HL-465
Car wall: titanium mirror etching, titanium hairline combination
Handrail: titanium single tube
Floor: HL-728 PV



HL-809-2
Car ceiling: mirror stainless steel frame, tube light
Car wall: hairline etching, mirror, hairline combination
Handrail: HL-301F
Floor: HL-702PVC



HL-809-3
Car ceiling: mirror stainless steel frame, tube light, transparent panel middle
Car wall: mirror, hairline combination
Handrail: HL-301F
Floor: HL-728PVC



L-809-4
Car ceiling: mirror stainless steel frame, tube light, transparent panel middle
Car wall: mirror, hairline combination
Handrail: stainless steel corner
Floor: PVC



HL-809-5
Car ceiling: mirror stainless steel frame, tube light, transparent panel middle
Car wall: titanium mirror, frosted glass
Handrail: acrylic
Floor: HL-702PVC



HL-809-6
Car ceiling: black titanium mirror stainless steel frame, transparent panel
Car wall: black titanium mirror, mirror etching concave gold paint combination
Handrail: acrylic
Floor: HL-702PVC



L-809-7
Car ceiling: mirror stainless steel frame, tube light, transparent panel
Car wall: mirror, hairline, etching combination
Floor:HL-727PVC



HL-809-10
Car ceiling: mirror stainless steel frame, tube light
Car wall: hairline etching, concave gold painted, mirror combination
Handrail: HL-301F
Floor: HL-728PVC



HL-808-18
Car ceiling: black titanium mirror stainless steel tube light, middle painted steel sheet
Car wall: black titanium panel, black etching panel
Handrail: black titanium hairline oblate handrail
Floor: HL-727PVC



HL-808-19
Car ceiling: HL-4130 mirror stainless steel frame, middle image line transparent panel
Car wall: mirror stainless steel, hairline etching panel
Handrail: HL-313F
Floor: HL-718PVC



HL-808-1
Car ceiling: HL-4107 titanium mirror stainless steel, tube light, transparent panel middle
Car wall: titanium, mirror, etching stainless steel
Handrail: HL-313TF
Floor: HL-702PVC



HL-808-2
Car ceiling: golden hairline stainless steel, tube light
Car wall: 3 sides middle golden hairline etching stainless steel, other golden hairline stainless steel
Handrail: HL-313TF
Floor: PVC

CAR DECORATION:



HL-808-3
Car ceiling: HL-484 mirror stainless steel frame, ivory transparent panel
Car wall: mirror etching titanium, hairline etching titanium
Handrail: HL-301F round
Floor: HL-702PVC



HL-808-4
Car ceiling: HL-4165 mirror stainless steel frame, acrylic panel
Car wall: hairline stainless steel, mirror stainless steel
Handrail: double stainless steel tube
Floor: HL-727PVC



HL-808-5
Car ceiling: HL-484 mirror stainless steel, stainless steel frame, ivory transparent panel
Car wall: mirror etching, hairline panel
Handrail: double stainless steel tube
Floor: HL-727PVC



HL-808-6
Car ceiling: HL-4129 mirror stainless steel frame, tube light
Car wall: front-middle mirror etching panel, other hairline stainless steel
Handrail: HL-301F
Floor: HL-728PVC



L-808-7
Car ceiling: mirror stainless steel frame, mirror top panel, acrylic light decoration
Car wall: mirror stainless steel, hairline stainless steel
Handrail: Φ38 single tube
Floor: HL-727PVC



HL-808-8
Car ceiling: HL-484 mirror stainless steel frame, acrylic arched top panel and light decoration
Car wall: titanium etching and titanium hairline combination
Handrail: Φ38 single titanium stainless steel tube
Floor: HL-727PVC



HL-808-9
Car ceiling: HL-4104 double mirror stainless steel frame, ivory transparent combination
Car wall: titanium etching, titanium hairline panel combination
Handrail: wooden
Floor: HL-702PVC



HL-808-10
Car ceiling: HL-4104 double mirror stainless steel frame, ivory transparent combination
Car wall: mirror etching, hairline panel combination
Handrail: HL-313F oblate
Floor: HL-727PVC



HL-836
Car ceiling: HL-411 hollow transparent lampstand on stainless steel bottom panel, wide concave white light-cover panel
Car wall: 1.front: mirror, etching combination 2.two sides: mirror, hairline combination
Handrail: HL-301F
Floor: HL-727PVC



HL-835
Car ceiling: HL-4112 middle U shape tube light, two sides stainless steel hollow panel
Car wall: 1.central panel: titanium etching, titanium mirror combination, 2.auxiliary panel: composite panel
Handrail: HL-318
Floor: HL-728PVC



HL-833
Car ceiling: HL-462 hollow ivory acrylic pillars, gold tube light
Car wall: 1: central panel: mirror, etching 2:auxiliary panel: hairline panel
Handrail: HL-313F
Floor: HL-727PVC



HL-837
Car ceiling: HL-626 rectangle hollow transparent lampstand on mirror stainless steel bottom panel, wide concave ivory light-cover panel
Car wall: mirror etching, hairline combination
Handrail: HL-301F
Floor: HL-727PVC

CAR DECORATION:



HL-831
Car ceiling: HL-456 hollow transparent pillar, concave ivory transparent panel
Car wall: 1.central panel: mirror, etching, hairline
2. auxiliary panel: hairline panel
Handrail: HL-303J
Floor:HL-727PVC



HL-819
Car ceiling: HL-451 middle image concave top, two sides stainless steel bottom panel tube light
Car wall: 1.central panel: mirror, etching,irregularly-lined,
hairline 2.auxiliary panel: hairline panel Handrail: HL-308
Floor: HL-702



HL-882
Car ceiling: HL-408 mirror stainless steel hollow panel, ivory transparent panel with aluminum frame Car wall:
1.central panel: titanium, mirror, etching, hairline,
2.auxiliary panel: titanium, mirror, etching
Handrail: HL-303TJ
Floor: HL-702PVC



HL-817
Car ceiling: HL-420 rectangle hollow transparent lampstand on mirror stainless steel bottom panel, middle part—concave ivory transparent panel
Car wall: 1.central panel: mirror, etching, hairline
2.auxiliary panel: hairline panel
Handrail: HL-313F
Floor: HL-702PVC



HL-810
Car ceiling: HL-618 stainless steel frame, middle hollow panel, ivory transparent panel organic light pillar
Car wall: 1.central panel: mirror, etching combination
2. auxiliary panel: hairline panel
Handrail: HL-301F
Floor: HL-305PVC



L- 807
Car ceiling: HL-421 gold tube light on mirror panel, middle concave ivory transparent panel
Car wall: 1.central: mirror, etching
2. auxiliary panel: hairline
Handrail: HL-303J
Floor: HL-702PVC



HL-805-2
Car ceiling: pendent square image light panel combined with tube light
Car wall: 1.central panel: mirror, etching
2. auxiliary panel: hairline panel
Handrail: HL-301F
Floor: HL-702PVC



HL-805-3
Car ceiling: HL-456 hollow transparent pillar, concave ivory transparent panel
Car wall: 1.central panel: mirror, etching, hairline
2.auxiliary panel: hairline panel
Handrail: HL-301F
Floor: HL-728PVC



L-805-5
Car ceiling: HL-4106 middle geometrical image with organic glass, two sides tube light
Car wall: 1.central panel: mirror, etching, hairline
2.auxiliary panel: hairline panel
Handrail: HL-301F
Floor: HL-728PVC



HL-805-6
Car ceiling: HL-4117 wide image concave top
Car wall: 1.central panel: mirror, etching, hairline, 24K pure gold
2.auxiliary panel:hairline
Handrail: HL-301F
Floor: HL-727PVC



HL-805-7
Car ceiling: HL-455 wide concave ivory transparent panel
Car wall: titanium, mirror, etching, hairline, irregularly-lined combination
Handrail: HL-309TM
Floor: HL-702PVC



HL-804-1
Car ceiling: HL-4112 middle U shape tube light, two sides stainless steel hollow panel
Car wall: 1.central panel: mirror, etching, hairline
2. auxiliary panel: emboss panel(HL-0115)
Handrail: HL-317
Floor: HL-728PV

CAR DECORATION:



HL-804-2
Car ceiling: HL-455 wide concave ivory transparent panel
Car wall: 1.central panel: mirror, etching, hairline
2.auxiliary panel: hairline panel
Handrail: HL-301F
Floor: HL-728PVC



HL-804-3
Car ceiling: HL-487 wide image concave top
Car wall: 1.central panel: mirror, etching, hairline
2.auxiliary panel: hairline panel
Handrail: HL-317
Floor: HL-728PVC



HL-804-5
Car ceiling: HL-455 wide concave ivory transparent panel
Car wall: 1.central panel: mirror, etching, hairline
2.auxiliary panel: hairline panel
Handrail: HL-301F
Floor: HL-728PVC



HL-804-6
Car ceiling: HL-455 wide concave ivory transparent panel
Car wall: 1.central panel: mirror, etching, hairline
2.auxiliary panel: hairline
Handrail: HL-317
Floor: HL-728PVC



HL-804-7
Car ceiling: HL-490 wide image concave top
Car wall: 1.central panel: mirror, etching, hairline
2.auxiliary panel: hairline panel
Handrail: HL-301F
Floor: HL-727PVC



HL-804-8
Car ceiling: HL-485 double concave ivory transparent panel, middle tube light
Car wall: 1.central panel: mirror, etching, hairline 2.auxiliary panel 1: hairline Handrail: HL-313F
Floor: HL-728PVC



HL-804-10
Car ceiling: HL-4113 wide image concave top
Car wall: 1.central panel: mirror, etching, hairline
2.auxiliary: hairline panel
Handrail: HL-317
Floor: HL-728PVC



L-803-1
Car ceiling: HL-473 wide image concave top
Car wall: 1.central panel: mirror, etching, hairline, green concave
2. auxiliary panel: mirror, etching, hairline, irregularly lined, green concave
Handrail: HL-317
Floor: HL-727PVC



HL-803-2
Car ceiling: HL-455 wide concave ivory transparent panel
Car wall: 1.central panel: mirror, etching, hairline, concave gold
2.auxiliary panel: hairline
Handrail: HL-317
Floor: HL-727PVC



HL-803-3
Car ceiling:HL-476 middle image concave top, two sides bottom panel tube light
Car wall: 1.central panel: mirror, etching, hairline
2.auxiliary panel: hairline
Handrail: HL-301F
Floor: HL-728PVC



HL-803-5
Car ceiling: HL-455 wide concave ivory transparent panel
Car wall: 1.central panel: mirror, etching, hairline
2.auxiliary panel: hairline
Handrail: HL-301F
Floor: HL-727PVC



L-803-6
Car ceiling: HL-477 wide image concave top, bottom panel tube light
Car wall: 1.central panel: mirror, etching, hairline
2. auxiliary panel: hairline
Handrail: HL-301F
Floor: HL-727PVC

CAR DECORATION:



HL-803-7
Car ceiling: HL-478 wide image concave top, bottom panel tube light
Car wall: 1.central panel: mirror, etching, hairline, irregularly-lined
2. auxiliary panel: hairline
Handrail: HL-301F
Floor: HL-727PVC



HL-803-9
Car ceiling: HL-455 wide image concave top, bottom panel tube light
Car wall: 1.central panel: mirror, etching
2. auxiliary panel: hairline
Handrail: HL-301F
Floor: HL-728PVC



HL-803-10
Car ceiling: HL-455 wide image concave top, bottom panel tube light
Car wall: 1.central panel: mirror, etching
2. auxiliary panel: hairline
Handrail: HL-301F
Floor: HL-728PVC



HL-803-11
Car ceiling: HL-455 wide image concave top, bottom panel tube light
Car wall: 1.central panel: mirror, etching, hairline
2. auxiliary panel: hairline
Handrail: HL-301F
Floor: HL-728PVC



HL-803
Car ceiling: HL-420 rectangle hollow transparent lampstand on mirror
stainless steel bottom panel, middle part-concave ivory transparent panel
Car wall: 1.central panel: mirror, etching, hairline, irregularly-lined
2. auxiliary panel: mirror, etching
Handrail: HL-301F
Floor: HL-702PVC



HL-802-1
Car ceiling: HL-455 wide image concave top, bottom panel tube light
Car wall: 1.central panel: mirror, etching, hairline
2. auxiliary panel: hairline
Handrail: HL-301F
Floor: HL-727PVC



HL-802-2
Car ceiling: HL-459 middle image concave top, two sides stainless steel bottom panel tube light
Car wall: 1.central panel: mirror, etching, hairline
2. auxiliary panel: hairline
Handrail: HL-301F
Floor: HL-728PVC



HL-802-3
Car ceiling: HL-461 diamond hollow transparent lamp post, arched white translucent panels
Soft lighting design
Car wall: 1.central panel: mirror, etching
2. auxiliary panel: hairline
Handrail: HL-301F
Floor: HL-727PVC



HL-802-6
Car ceiling: HL-421 gold tube light on mirror panel, middle concave ivory transparent panel lighting design
Car wall: 1.central panel: mirror, etching, hairline
2. auxiliary panel: hairline
Handrail: HL-313F
Floor: HL-728PVC



HL-802-7
Car ceiling: HL-456 hollow transparent pillar, concave ivory transparent panel
Car wall: 1.central panel: mirror, etching, hairline
2. auxiliary panel: hairline
Handrail: HL-301F
Floor: HL-727PVC



HL-802-8
Car ceiling: HL-458 middle image concave top, two sides stainless steel bottom panel tube light
Car wall: 1.central panel: mirror, etching, hairline
2. auxiliary panel: hairline
Handrail: HL-313F
Floor: HL-728PVC



HL-802-9
Car ceiling: HL-471 middle image concave top, two sides stainless steel bottom panel tube light
Car wall: 1.central panel: mirror, etching, hairline
2. auxiliary panel: hairline
Handrail: HL-301F
Floor: HL-728PVC

CAR DECORATION:



HL-802-11
Car ceiling: HL-465 middle image concave top, two sides stainless steel bottom panel tube light
Car wall: 1.central panel: mirror, etching, hairline
2. auxiliary panel: hairline
Handrail: HL-301F
Floor: HL-728PVC



HL-802-12
Car ceiling: HL-466 middle image concave top, two sides stainless steel bottom panel tube light
Car wall: 1.central panel: mirror, etching, hairline
2. auxiliary panel: hairline
Handrail: HL-301F
Floor: HL-727PVC



HL-802-15
Car ceiling: HL-430 on the basis of chinese wood lattice shape, combined white translucent panels
Car wall: 1.central panel: mirror, etching, hairline, irregularly-lined, concave gold
2. auxiliary panel: hairline
Handrail: HL-313F
Floor: HL-727PVC



HL-801-2
Car ceiling: HL-451 middle image concave top, two sides stainless steel bottom panel tube light
Car wall: 1.central panel: mirror, etching, hairline, irregularly-lined, concave gold
2. auxiliary panel: irregularly-lined, concave gold, etching
Handrail: HL-313F
Floor: HL-702PVC



HL-801-7
Car ceiling: HL-450 middle image concave top, two sides stainless steel bottom panel tube light
Car wall: 1.central panel: mirror, etching, hairline, irregularly-lined
2. auxiliary panel: hairline
Handrail: HL-313F
Floor: HL-727PVC



HL-801-8
Car ceiling: HL-455 wide concave ivory transparent panel
Car wall: 1.central panel: mirror, etching, hairline, irregularly-lined
2. auxiliary panel: hairline
Handrail: HL-313F
Floor: HL-727PVC



HL-801-9
Car ceiling: HL-456 hollow transparent pillar, concave ivory transparent panel
Car wall: 1.central panel: mirror, etching, hairline, irregularly-lined
2. auxiliary panel: irregularly-lined
Handrail: HL-301F
Floor: HL-728PVC



HL-800-1
Car ceiling: HL-419 arched steel paint reflectors
Soft lighting design, combined with gold lamp and mirror
stainless steel plate
Car wall: 1.central panel: mirror, etching, hairline, irregularly-lined
2. auxiliary panel: irregularly-lined, etching
Handrail: HL-313F
Floor: HL-728PVC



HL-800-2A
Car ceiling: HL-420 rectangle hollow transparent lampstand on mirror
stainless steel bottom panel, middle part-concave ivory transparent panel
Car wall: 1.central panel: mirror, etching, irregularly-lined
2. auxiliary panel: mirror, etching, hairline
Handrail: HL-313F
Floor: HL-702PVC



HL-800-5
Car ceiling: HL-420 rectangle hollow transparent lampstand on mirror
stainless steel bottom panel, middle part-concave ivory transparent panel
Car wall: 1.central panel: mirror, etching, irregularly-lined, hairline
2. auxiliary panel: mirror, etching, hairline
Handrail: HL-303TJ
Floor: HL-728PVC



HL-800-8
Car ceiling: HL-421 gold tube light on mirror panel, middle concave ivory transparent panel
Car wall: 1.central panel: mirror, etching, irregularly-lined, hairline, concave gold
2. auxiliary panel: mirror, etching, hairline
Handrail: HL-313F
Floor: HL-728PVC



HL-800-9
Car ceiling: HL-427 Multilayer reflectors supplemented four sides waisted aperture and organic lampost lighting design
Car wall: 1.central panel: mirror, etching, irregularly-lined, hairline, concave gold
2. auxiliary panel: mirror, etching, irregularly-lined, concave gold
Handrail: HL-313F
Floor: HL-727PVC

CAR DECORATION:



- HL-566**
1. Up & down cover: coating steel
 2. observation side: 3 laminated glass
 3. ceiling: image concave top, two sides tube light
 4. car wall: hairline stainless steel
 5. Handrail: stainless steel tube
 6. floor: PVC



- HL-567**
1. Up & down cover: coating steel
 2. observation side: 3 laminated glass
 3. ceiling: 499(optional)
 4. car wall: hairline stainless steel
 5. Handrail: stainless steel tube
 6. floor: PVC



- HL-568**
1. Up & down cover: coating steel
 2. observation side: 3 laminated glass
 3. ceiling: optional
 4. car wall: hairline stainless steel, etching, concave gold
 5. Handrail: stainless steel tube
 6. floor: PVC



- HL-556**
1. Up & down cover: Steel plate, acrylic cover
 2. observation side: laminated glass
 3. ceiling: HL-4101 ceiling
 4. car wall: hairline stainless steel
 5. Handrail: stainless steel tube
 6. floor: PVC



- L-555**
1. Up & down cover: Steel plate, acrylic cover
 2. observation side: laminated glass
 3. ceiling: HL-4101 ceiling
 4. car wall: hairline stainless steel
 5. Handrail: stainless steel tube
 6. floor: PVC



- HL-549**
1. Up & down cover: Steel paint
 2. observation side: laminated glass
 3. ceiling: HL-421 ceiling
 4. car wall: hairline stainless steel
 5. Handrail: stainless steel tube
 6. floor: PVC



- L-565**
1. Up & down cover: Steel plate, acrylic cover
 2. observation side: 3 laminated glass
 3. ceiling: HL-496
 4. car wall: hairline stainless steel
 5. Handrail: stainless steel tube
 6. floor: PVC



- HL-546**
1. Up & down cover: Steel paint
 2. observation side: 3 laminated glass
 3. ceiling: stainless steel frame ceiling
 4. car wall: hairline stainless steel
 5. Handrail: stainless steel tube
 6. floor: PVC



- HL-564**
1. Up & down cover: Steel plate, decorative lights
 2. observation side: 3 laminated glass
 3. ceiling: image concave top, two sides tube light
 4. car wall: a. standard hairline stainless steel
b. optional: mirror etching
 5. Handrail: stainless steel tube
 6. floor: PVC



- HL-563**
1. Up & down cover: Steel plate, decorative lights
 2. observation side: laminated glass
 3. ceiling: HL-421 ceiling
 4. car wall: hairline stainless steel
 5. Handrail: stainless steel tube
 6. floor: PVC



- HL-547**
1. Up & down cover: Steel paint
 2. observation side: laminated glass
 3. ceiling: HL-421 ceiling
 4. car wall: hairline stainless steel
 5. Handrail: stainless steel tube
 6. floor: PVC



- HL-548**
1. Up & down cover: Steel paint
 2. observation side: laminated glass
 3. ceiling: HL-421 ceiling
 4. car wall: hairline stainless steel
 5. Handrail: stainless steel tube
 6. floor: PVC

CAR DECORATION:



- HL-545**
1. Up & down cover: Steel paint, acrylic cover
 2. observation side: 3 laminated glass
 3. ceiling: HL-410 ceiling
 4. car wall: hairline stainless steel
 5. Handrail: stainless steel tube
 6. floor: PVC



- HL-544**
1. Up & down cover: Steel paint, acrylic cover
 2. observation side: 3 laminated glass
 3. ceiling: HL-4101 ceiling
 4. car wall: hairline stainless steel
 5. Handrail: stainless steel tube
 6. floor: PVC



- HL-543**
1. Up & down cover: Steel paint
 2. observation side: laminated glass
 3. ceiling: HL-421 ceiling
 4. car wall: hairline stainless steel
 5. Handrail: stainless steel tube
 6. floor: PVC



- HL-537**
1. Up & down cover: Steel paint plus maple leaf image
 2. observation side: 3 laminated glass
 3. ceiling: HL-4101
 4. car wall: hairline, etching
 5. Handrail: stainless steel tube
 6. floor: PVC



- HL-536**
1. Up & down cover: Ladder pentagonal steel paint plus translucent panels
 2. observation side: laminated glass
 3. ceiling: Central circular acrylic ceiling, both sides of downlights
 4. car wall: hairline stainless steel
 5. Handrail: stainless steel tube
 6. floor: PVC



- HL-533**
1. Up & down cover: Ladder round paint plus translucent panels
 2. observation side: 3 laminated glass
 3. ceiling: HL-499
 4. car wall: titanium hairline stainless steel
 5. Handrail: stainless steel tube
 6. floor: PVC



- HL-540**
1. Up & down cover: Steel paint
 2. observation side: laminated glass
 3. ceiling: HL-499 ceiling
 4. car wall: a. standard: hairline stainless steel
b. optional: mirror etching
 5. Handrail: stainless steel tube
 6. floor: PVC



- HL-542**
1. Up & down cover: Steel paint
 2. observation side: laminated glass
 3. ceiling: HL-421 arched ceiling
 4. car wall: hairline stainless steel
 5. Handrail: stainless steel tube
 6. floor: PVC



- HL-538**
1. Up & down cover: Steel paint plus translucent panels
 2. observation side: laminated glass
 3. ceiling: HL-421 arched ceiling
 4. car wall: hairline stainless steel
 5. Handrail: stainless steel tube
 6. floor: PVC



- HL-531**
1. Up & down cover: Steel coated with decorative lights
 2. observation side: 3 laminated glass
 3. ceiling: HL-498
 4. car wall: hairline stainless steel
 5. Handrail: stainless steel tube
 6. floor: PVC



- HL-532**
1. Up & down cover: Steel paint plus translucent panels
 2. observation side: laminated glass
 3. ceiling: Central circular acrylic ceiling, both sides of downlights
 4. car wall: hairline stainless steel
 5. Handrail: stainless steel tube
 6. floor: PVC



- HL-530**
1. Up & down cover: Steel coated plus translucent panels
 2. observation side: laminated glass
 3. ceiling: HL-421
 4. car wall: hairline stainless steel
 5. Handrail: HL-301F
 6. floor: PVC

CAR DECORATION:



- HL-529
1. Up &down cover: Steel coated plus translucent panels
 2. observation side: 3 laminated glass
 3. ceiling: HL-499
 4. car wallStandard: hairline stainless steel
- Optional: mirror etching
5. Handrail: stainless steel tube
 6. floor: PVC



- HL-528
1. Up &down cover: Steel paint plus translucent panels
 2. observation side: 3 laminated glass
 3. ceiling: HL-496
 4. car wall
- Standard: hairline stainless steel
- Optional: mirror etching
5. Handrail: stainless steel tube
 6. floor: PVC



- HL-525A
1. Up &down cover: Steel coated
 2. observation side: laminated glass
 3. ceiling: HL-427
 4. car wall: laminated glass
 5. Handrail: stainless steel tube
 6. floor: PVC



- HL-518
1. Up &down cover: Semicircle acrylic panels, metal cover and stainless steel panels
 2. observation side: 3 laminated glass
 3. ceiling: HL-497
 4. car wall Standard: hairline stainless steel
- Optional: mirror etching, concave portion golden
5. Handrail: stainless steel tube
 6. floor: PVC



- HL-516
1. Up &down cover: Semi-circle acrylic panels, stain-less steel panels
 2. observation side: 3 laminated glass
 3. ceiling: Reflective multi-layer board with downlights
 4. car wall
- Standard: hairline stainless steel
- Optional: mirror etching
5. Handrail: stainless steel tube
 6. floor: PVC



- HL-515
1. Up &down cover: Steel coated
 2. observation side: 3 laminated glass
 3. ceiling: Reflective multilayer board with downlights
 4. car wall: hairline stainless steel
 5. Handrail: stainless steel tube
 6. floor: PVC



- HL-522
1. Up &down cover: Steel paint
 2. observation side: 3 laminated glass
 3. ceiling: Video board with both sides downlights
 4. car wall: hairline stainless steel
 5. Handrail: stainless steel tube
 6. floor: PVC



- HL-513
1. Up &down cover: Steel coated with decorative lights
 2. observation side: 3 laminated glass
 3. ceiling: Reflective multilayer board with downlights
 4. car wall
- Standard: hairline stainless steel
- Optional: mirror, etching, titanium
5. Handrail: stainless steel double tube
 6. floor: PVC



- HL-521
1. Up &down cover: Steel paint
 2. observation side: 3 laminated glass
 3. ceiling: Video board with both sides downlights
 4. car wall: hairline stainless steel
 5. Handrail: stainless steel tube
 6. floor: PVC



- HL-520
1. Up &down cover: Steel coated
 2. observation side: 3 laminated glass
 3. ceiling: Video board with both sides downlights
 4. car wall: hairline stainless steel
 5. Handrail: stainless steel tube
 6. floor: PVC



- HL-512A
1. Up &down cover: Semi-circle acrylic crown, steel paint and stainless steel panel
 2. observation side: 3 laminated glass
 3. ceiling: white acrylic light with downlights
 4. car wall: hairline stainless steel
 5. Handrail: stainless steel double tube
 6. floor: PVC



- HL-511A
1. Up &down cover: Semi-circle acrylic crown, steel paint panel and light belt
 2. observation side: 3 laminated glass
 3. ceiling: Reflective multi-layer board with downlights
 4. car wall
- Standard: hairline stainless steel
- Optional: mirror, etching, titanium
5. Handrail: stainless steel tube
 6. floor: PVC

CAR DECORATION:



- HL-510A
1. Up &down cover: Steel paint
 2. observation side: 3 laminated glass
 3. ceiling: Reflective multilayer board with downlights
 4. car wall
- Standard: hairline stainless steel
- Optional: mirror, etching
5. Handrail: hairline stainless steel panel
 6. floor: PVC



- HL-508A
1. Up &down cover: hairline stainless steel
 2. observation side: 3 laminated glass
 3. ceiling: white acrylic light with downlights
 4. car wall
- Standard: hairline stainless steel
- Optional: mirror, etching, titanium
5. Handrail: stainless steel tube
 6. floor: PVC



- HL-506A
1. Up &down cover: Semicircle acrylic crown, stainless steel panel and decorative lights
 2. observation side: 3 laminated glass
 3. ceiling: HL-4101
 4. car wall
- Standard: hairline stainless steel
- Optional: mirror, etching
5. Handrail: stainless steel tube
 6. floor: PVC



- HL-505A
1. Up &down cover: Semicircle acrylic crown, steel coated, stainless steel panel and decorative lights
 2. observation side: 3 laminated glass
 3. ceiling: white acrylic light with downlights
 4. car wall: hairline stainless steel
 5. Handrail: stainless steel tube
 6. floor: PVC



- HL-503A
1. Up &down cover: Steel paint
 2. observation side: 3 laminated glass
 3. ceiling: Reflective multi-layer board with downlights
 4. car wall
- Standard: hairline stainless steel
- Optional: mirror, etching, titanium
5. Handrail: stainless steel tube
 6. floor: PVC



- HL-502A
1. Up &down cover: Steel coated, titanium stainless steel panel
 2. observation side: 3 laminated glass
 3. ceiling: Reflective multi-layer board with downlights
 4. car wall: hairline stainless steel
 5. Handrail: stainless steel tube
 6. floor: PVC

LANDING DOORS:




HL-6011 titanium, etching
HL-6010 titanium mirror, hairline, etching
HL-6009 rose gold mirror(or hairline), etching
HL-6008 mirror(hairline), etching



HL-6007 titanium mirror(or hairline), etching
HL-6006 rose gold mirror, etching
HL-6005 rose gold mirror, etching
HL-6004 mirror etching, concave portion gold painted



HL-6003 hairline frame, observation glass
HL-6002 hairline frame, observation glass with matte lines
HL-6001 hairline frame, observation glass with matte lines
HL-698 mirror, etching, hairline



HL-697 mirror, etching
HL-696 mirror, etching
HL-695 mirror, etching, hairline, concave portion gold painted
HL-694 hairline, etching



HL-693 mirror, etching
HL-692 mirror, etching, hairline
HL-691 mirror, etching, hairline
HL-690 mirror, etching



HL-688 mirror, etching, hairline
HL-687 mirror, etching, hairline
HL-686 mirror, etching, hairline
HL-685 mirror, etching, hairline



HL-683 mirror, etching, hairline
HL-682 mirror, etching, hairline
HL-681 mirror, etching, hairline
HL-680 mirror, etching, hairline



HL-678 mirror, etching, hairline
HL-677 mirror, etching, hairline
HL-676 mirror, etching, hairline
HL-675 mirror, etching, hairline

LANDING DOORS:



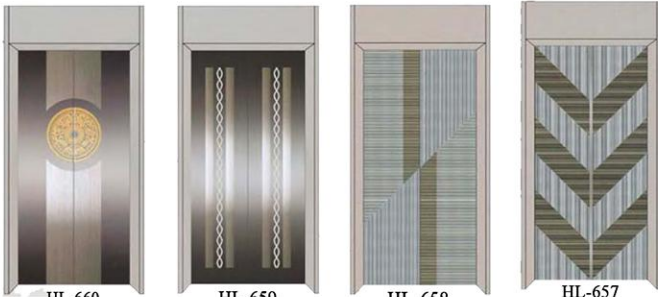
HL-673 mirror, etching
HL-672 mirror, etching, hairline
HL-671 mirror, etching
HL-670 mirror, etching, hairline



HL-669 mirror, etching, hairline, concave portion green
HL-668 mirror, etching, hairline
HL-667 mirror, etching, hairline, concave portion green
HL-666 mirror, etching, hairline



HL-665 mirror, etching, hairline, concave portion green
HL-663 mirror, etching
HL-662 mirror, etching, hairline
HL-661 mirror, etching, hairline



HL-660 mirror, etching, hairline, concave portion golden
HL-659 mirror, etching, hairline
HL-658 mirror, etching
HL-657 mirror, etching, irregularly-lined stainless steel



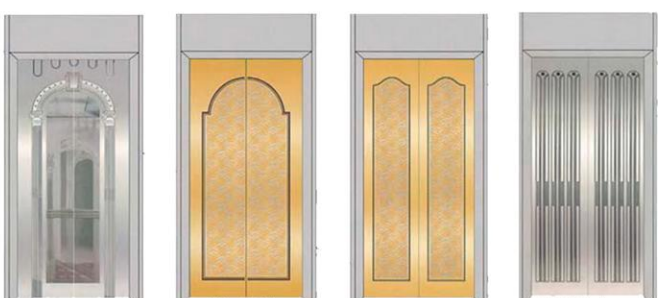
HL-656 mirror, etching, irregularly-lined stainless steel
HL-655 mirror, etching, irregularly-lined stainless steel
HL-653 mirror, etching, hairline, irregularly-lined stainless steel
HL-652 mirror, etching, hairline, irregularly-lined stainless steel



HL-650 mirror, etching, hairline, irregularly-lined stainless steel
HL-649 mirror, etching, irregularly-lined stainless steel
HL-648 mirror, etching, hairline, irregularly-lined stainless steel, concave portion golden
HL-647 mirror, etching, hairline, irregularly-lined stainless steel




HL-643 mirror, etching, irregularly-lined stainless steel
HL-641 mirror, etching
HL-640 mirror, etching
HL-639 mirror, etching, hairline



HL-637 mirror, etching, hairline, irregularly-lined stainless steel
HL-636A titanium, mirror, etching, hairline, irregularly-lined stainless steel
HL-635A titanium, mirror, etching, hairline, irregularly-lined stainless steel
HL-633 mirror, etching, irregularly-lined stainless steel


LANDING DOORS:



CEILING DECORATIONS:



CEILING DECORATIONS:



FLOOR PVC / MARBLE DECORATIONS:



HANDRAILS:



LOCAL PROJECTS (PHILIPPINES):

PASSENGER ELEVATORS:



**Cavite Hotel,
Trece Martires**



**PHILIPPINES
SCIENCE HIGH SCHOOL**



**Sycip Law Office,
Makati**



**Sen and Sons,
Iloilo**

LOCAL PROJECTS (PHILIPPINES):

PASSENGER ELEVATORS:



Mall of Alnor



**BIR,
San Pablo**

LOCAL PROJECTS (PHILIPPINES):

FREIGHT ELEVATORS:



**Monde M.Y. San Nissin -
Calamba, Laguna**



**M.Y San Corporation –
Cainta**

BED ELEVATORS:



**Tarlac Medical
Center**



**Bauan Doctors General Hospital,
Bauan Laguna**



Sanden International Services

LOCAL PROJECTS (PHILIPPINES):

CAR ELEVATOR:



Toyota Cebu Group

VILLA ELEVATOR:



**Pandan Municipal Bldg,
Antique**

LOCAL PROJECTS (PHILIPPINES):

SCENIC ELEVATOR:



Iloilo Museum

ESCALATORS:



Aeon Tower, Davao City



Mall of Alnor

SEC CERTIFICATE

PATIENT CERTIFICATE:



Utility Model Patent Certificate
Wire Rope Device of Elevator
Traction Machine



Utility Model Patent Certificate
High Strength & High Stability
Counterweight



Utility Model Patent Certificate
High-Strength double-deck cabin
bottom structure with self-damping
function



Utility Model Patent Certificate
One new Type Elevaytor Mounting

ENTERPRISE QUALIFICATION:



Occupational Health & Safety
Management System Certificate



Manufacture License of Special Equipment
People's Republic of China (Elevator)



Installation, Alteration, Repair & Maintenance
License of Special Equipment
People's Republic of China (Elevator)

ENTERPRISE QUALIFICATION:



Company License

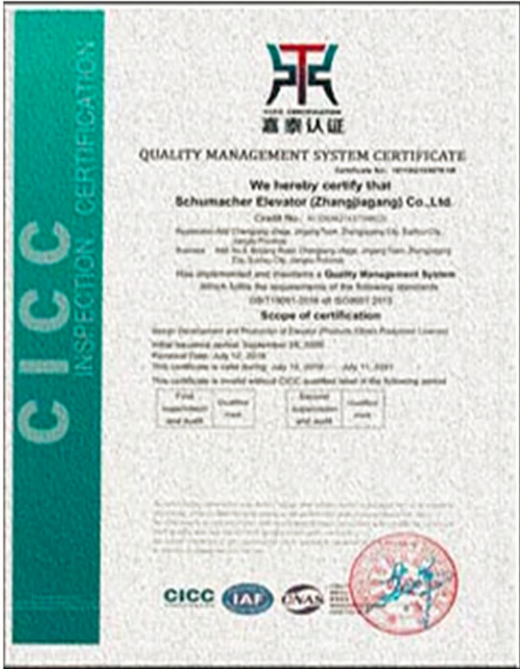


Three - Star Maintenance
Qualification

COMPANY HONOR:



Enterprise Credit Rating Certificate



Quality Management
System Certificate



China Green Energy-Saving Environmental
Protective Brand

COMPANY HONOR:



National Government Procurement
Top Ten Supplier



Contract - Honoring and Trustworthy
Enterprise Certificate



Suzhou Famous Brand
Product Certificate

